A **Game Theory** 1

Oskar Morgenstern
1902-1977

Monograph Efficiency	9.3
Marginal Rate of Reference	0.0
Public Perception Indicator	1.8
Productivity Potential Index	-24.0
Expected Utility	1.5

A **Game Theory** 2

John von Neumann
1903-1957

Monograph Efficiency	3.7
Marginal Rate of Reference	12.0
Public Perception Indicator	22.3
Productivity Potential Index	-44.0
Expected Utility	1.0

A **Game Theory** 3



John F. Nash, Jr.
*1928

Monograph Efficiency	0.0
Marginal Rate of Reference	0.0
Public Perception Indicator	11.1
Productivity Potential Index	+ 10.2
Expected Utility	5.0

A **Game Theory** 4

Reinhard Selten
*1930

Monograph Efficiency	6.3
Marginal Rate of Reference	14.0
Public Perception Indicator	2.2
Productivity Potential Index	+ 11.4
Expected Utility	2.0

©2001 by Sandra Gruescu and Niels Peter Thomas http://www.TheEconomistsQuartet.org/

TUD=CON

B **Classics** 1

Adam Smith
1723-1790

Monograph Efficiency	3.0
Marginal Rate of Reference	176.0
Public Perception Indicator	84.0
Productivity Potential Index	-211.0
Expected Utility	3.0

TUD=CON

B **Classics** 2

Marquis de Condorcet
1743-1794

Monograph Efficiency	15.7
Marginal Rate of Reference	0.0
Public Perception Indicator	11.3
Productivity Potential Index	-207.0
Expected Utility	2.0

TUD=CON

B **Classics** 3

Jane Marcet
1769-1858

Monograph Efficiency	20.2
Marginal Rate of Reference	0.0
Public Perception Indicator	0.2
Productivity Potential Index	-143.0
Expected Utility	4.0

TUD=CON

B **Classics** 4

David Ricardo
1772-1823

Monograph Efficiency	11.8
Marginal Rate of Reference	13.0
Public Perception Indicator	12.2
Productivity Potential Index	-178.0
Expected Utility	2.0

©2001 by Sandra Gruescu and Niels Peter Thomas http://www.TheEconomistsQuartet.org/

TUD=CON

C **Critics** 1



H. Karl Marx
1818-1883

Monograph Efficiency	23.8
Marginal Rate of Reference	27.0
Public Perception Indicator	199.0
Productivity Potential Index	-118.0
Expected Utility	1.0

TUD=CON

C **Critics** 2

Thorstein B. Veblen
1857-1929

Monograph Efficiency	13.9
Marginal Rate of Reference	1.0
Public Perception Indicator	6.7
Productivity Potential Index	-72.0
Expected Utility	3.0

TUD=CON

C **Critics** 3



Rosa Luxemburg
1871-1919

Monograph Efficiency	6.3
Marginal Rate of Reference	0.0
Public Perception Indicator	30.0
Productivity Potential Index	-82.0
Expected Utility	3.0

TUD=CON

C **Critics** 4

Joan V. Robinson
1903-1983

Monograph Efficiency	22.7
Marginal Rate of Reference	1.0
Public Perception Indicator	4.3
Productivity Potential Index	-18.0
Expected Utility	4.5

©2001 by Sandra Gruescu and Niels Peter Thomas http://www.TheEconomistsQuartet.org/

D **Institutional Economics** 1

Ronald H. Coase
*1910

Monograph Efficiency	2.2
Marginal Rate of Reference	124.0
Public Perception Indicator	4.5
Productivity Potential Index	+ 3.1
Expected Utility	3.0

D **Institutional Economics** 2



Armen A. Alchian
*1914

Monograph Efficiency	2.9
Marginal Rate of Reference	9.0
Public Perception Indicator	0.6
Productivity Potential Index	+ 4.5
Expected Utility	1.0

D **Institutional Economics** 3

Herbert A. Simon
1916-2001

Monograph Efficiency	12.6
Marginal Rate of Reference	470.0
Public Perception Indicator	8.0
Productivity Potential Index	0.0
Expected Utility	3.0

D **Institutional Economics** 4



Douglass C. North
*1920

Monograph Efficiency	4.9
Marginal Rate of Reference	1495.0
Public Perception Indicator	2.8
Productivity Potential Index	+ 6.4
Expected Utility	2.0

©2001 by Sandra Gruescu and Niels Peter Thomas http://www.TheEconomistsQuartet.org/

E **Ethical Economics** 1



Aristotle
384-322 B.C.

Monograph Efficiency	3.2
Marginal Rate of Reference	1.0
Public Perception Indicator	454.0
Productivity Potential Ind.	-2323.0
Expected Utility	5.0

E **Ethical Economics** 2



John C. Harsanyi
1920-2000

Monograph Efficiency	5.0
Marginal Rate of Reference	58.0
Public Perception Indicator	0.7
Productivity Potential Index	-1.0
Expected Utility	3.0

E **Ethical Economics** 3



Amartya K. Sen
*1933

Monograph Efficiency	20.3
Marginal Rate of Reference	635.0
Public Perception Indicator	21.6
Productivity Potential Index	+ 13.2
Expected Utility	2.0

E **Ethical Economics** 4



Peter Ulrich
*1948

Monograph Efficiency	9.6
Marginal Rate of Reference	10.0
Public Perception Indicator	3.2
Productivity Potential Index	+ 24.4
Expected Utility	1.0

©2001 by Sandra Gruescu and Niels Peter Thomas http://www.TheEconomistsQuartet.org/

F **Keynes & Co.** 1



John M. Keynes
1883-1946

Monograph Efficiency	23.3
Marginal Rate of Reference	360.0
Public Perception Indicator	24.0
Productivity Potential Index	-55.0
Expected Utility	2.0

F **Keynes & Co.** 2

Alvin H. Hansen
1887-1975

Monograph Efficiency	9.1
Marginal Rate of Reference	0.0
Public Perception Indicator	0.5
Productivity Potential Index	-26.0
Expected Utility	1.0

F **Keynes & Co.** 3

Piero Sraffa
1898-1983

Monograph Efficiency	1.2
Marginal Rate of Reference	14.0
Public Perception Indicator	1.3
Productivity Potential Index	-18.0
Expected Utility	2.0

F **Keynes & Co.** 4



Sir John R. Hicks
1904-1989

Monograph Efficiency	22.7
Marginal Rate of Reference	53.0
Public Perception Indicator	17.7
Productivity Potential Index	-12.0
Expected Utility	2.0

©2001 by Sandra Gruescu and Niels Peter Thomas http://www.TheEconomistsQuartet.org/

TUD ECON

G **Growth Theory** 1

Thomas R. Malthus
1766-1834

Monograph Efficiency	9.6
Marginal Rate of Reference	2.0
Public Perception Indicator	8.3
Productivity Potential Index	-167.0
Expected Utility	1.0

TUD ECON

G **Growth Theory** 2



Robert M. Solow
*1924

Monograph Efficiency	8.2
Marginal Rate of Reference	65.0
Public Perception Indicator	4.8
Productivity Potential Index	+ 8.2
Expected Utility	2.0

TUD ECON

G **Growth Theory** 3

Philippe Aghion
*1956

Monograph Efficiency	2.2
Marginal Rate of Reference	340.0
Public Perception Indicator	1.2
Productivity Potential Index	+ 31.3
Expected Utility	3.0

TUD ECON

G **Growth Theory** 4

Sandra Gruescu
*1971

Monograph Efficiency	0.0
Marginal Rate of Reference	0.0
Public Perception Indicator	0.031
Productivity Potential Index	+ 51.1
Expected Utility	2.5

©2001 by Sandra Gruescu and Niels Peter Thomas http://www.TheEconomistsQuartet.org/

TUD ECON

H **Public Choice** 1

James M. Buchanan

*1919

Monograph Efficiency	17.1
Marginal Rate of Reference	106.0
Public Perception Indicator	25.8
Productivity Potential Index	+ 6.0
Expected Utility	2.0

TUD ECON

H **Public Choice** 2



Kenneth J. Arrow

*1921

Monograph Efficiency	22.5
Marginal Rate of Reference	453.0
Public Perception Indicator	4.2
Productivity Potential Index	+ 6.8
Expected Utility	3.0

TUD ECON

H **Public Choice** 3



Dennis C. Müller

*1940

Monograph Efficiency	13.1
Marginal Rate of Reference	79.0
Public Perception Indicator	1.2
Productivity Potential Index	+ 18.0
Expected Utility	1.0

TUD ECON

H **Public Choice** 4

Niels Peter Thomas

*1972

Monograph Efficiency	0.0
Marginal Rate of Reference	0.0
Public Perception Indicator	0.035
Productivity Potential Index	+ 46.2
Expected Utility	2.5

©2001 by Sandra Gruescu and Niels Peter Thomas http://www.TheEconomistsQuartet.org/

TUD=CON

J

The Joker

1

Paul A. Samuelson

*1915

Monograph Efficiency	2.7
Marginal Rate of Reference	122.0
Public Perception Indicator	5.8
Productivity Potential Index	+ 4.7
Expected Utility	4.5

TUD=CON

Monograph Efficiency

Marginal Rate of Reference

Public Perception Indicator

Productivity Potential Index

Expected Utility

©2001 by Sandra Gruescu and Niels Peter Thomas http://www.TheEconomistsQuartet.org/

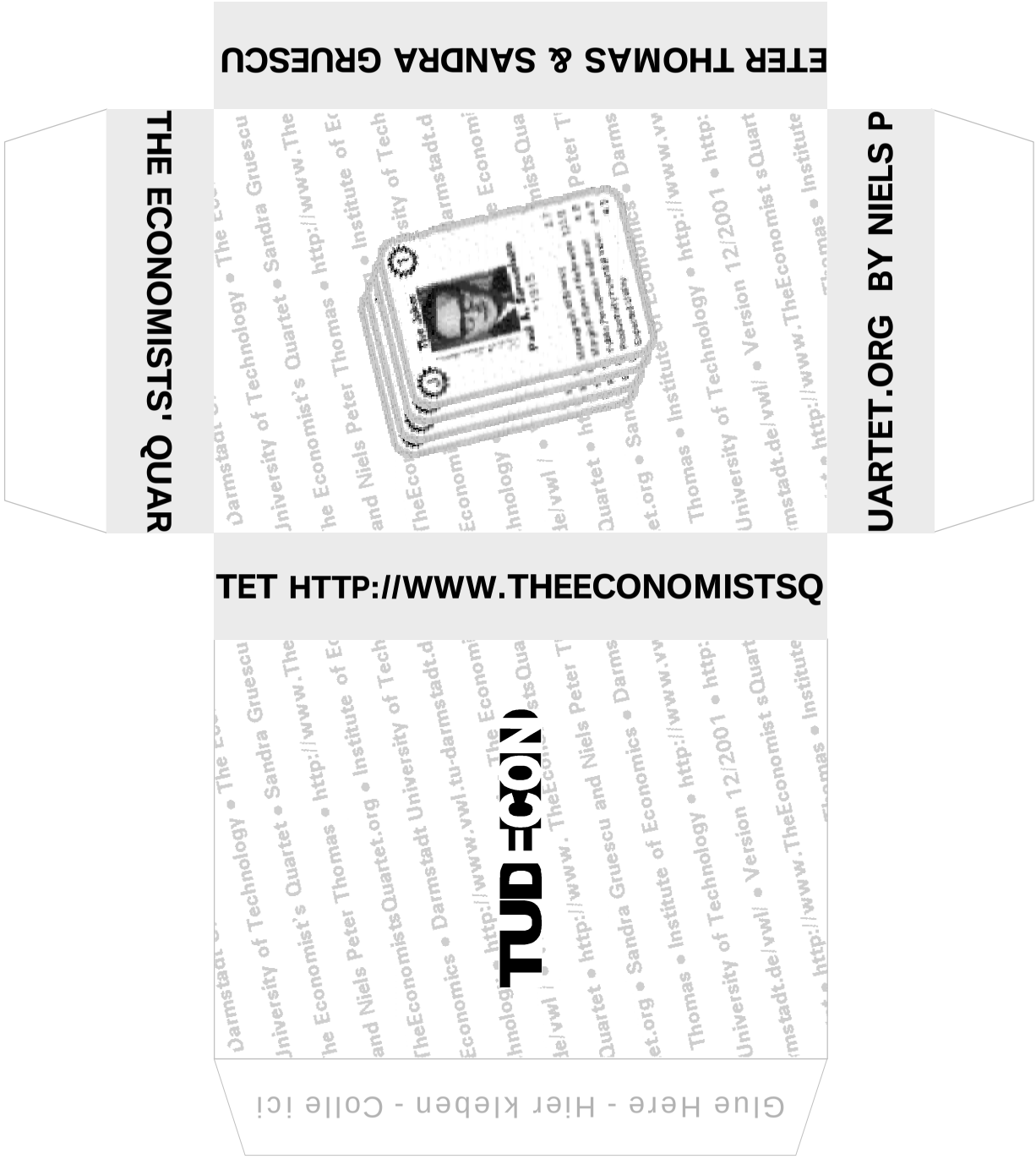

©2001 by Sandra Gruescu and Niels Peter Thomas http://www.TheEconomistsQuartet.org/